

Optimizing Material Flows

Resource Recovery, Zero Waste and Sustainable Consumption
as Paradigms in Urban Development

マテリアルフローの適正化

資源循環・ゼロ廃棄・持続可能な消費：都市発展の新しいパラダイム

Steffen Lehmann

Professor & Director, Research Centre sd+b, University of South Australia, Adelaide

レーマン, ステッファン

南オーストラリア大学持続可能デザイン+行動研究センター所長・教授

This paper explores the notion of sustainable urban metabolism and “zero waste”. There is now a growing interest in understanding the complex interactions and feedbacks between urbanization, material consumption and the depletion of our resources. The link between increasing urbanization and the increase of waste generation has been established for some time. However, the impact of urban form and density on resource consumption is still not fully understood. Human population on the planet has increased fourfold over the last hundred years, while – in the same time period – material and energy use has increased tenfold. Beyond energy efficiency, there are now urgent challenges around the supply of resources, materials, food and water. After debating energy-efficiency for the last two decades, the focus has shifted to include resource and material-efficiency.

The topic of reducing urban household consumption and strategies to reducing the material requirements for buildings (in fact, of the entire construction sector) has only recently emerged as an urgent field. While there is a general acknowledgment that there is a need for improved urban governance processes and rethinking of urban development patterns to reduce material consumption and optimize material flows, this is still a relatively new research field and there is still a lack of reliable data and comparative methodologies. One of the findings of this paper is that embedding “zero-waste” requires strong industry leadership, new policies and effective education curricula, as well as raising awareness (education) and refocusing research agendas to bring about attitudinal change and the reduction of wasteful consumption.

本論は持続可能な都市新陳代謝とゼロ廃棄を論じたものである。都市化、マテリアル消費、資源枯渇の間に複雑な関係があり、互いのフィードバックに対して関心は高まっている。都市化と都市廃棄物の産出との間に関連性が強いことは一般に知られているが、都市の形態と密度がマテリアルの消費にどのような影響を与えるかに関してまだよくわかっていない。世界人口は最近 100 年の間に 4 倍増えた。一方、マテリアルとエネルギー消費は 10 倍も増えた。エネルギー効率に加えて、資源、物資、食糧、水の供給にも重大な挑戦が待ち受けている。過去 20 年間、私たちはエネルギー効率をよく議論してきた。近年、それに資源とマテリアル消費も含まれる方向へシフトしている。

都市における世帯消費の削減と建築物のマテリアル需要の削減を緊急な課題として一緒に議論するようになったのは最近のことである。都市ガバナンスを改善し、都市開発の形態を再考し、資源消費を減らし、マテリアルフローを適正化させることに関して、一般的知見がかなり増えてきたが、信頼できるデータと比較できる研究方法はまだない。結論として、ゼロ廃棄を都市発展の主流に乗せるためには、産業界の強いリーダーシップ、新しい政策、有効な教育カリキュラムが必要である。また、普及啓蒙を強化し、研究課題を再検討し、基本的姿勢を変え、浪費的消費を削減しなければならない。

Keywords: Material flows and waste streams in the urban context, Closed-loop urban metabolism, Zero waste concepts, Resource recovery, Recycling and reuse, Reducing consumption, Waste avoidance, Changing behavior

Introduction

Waste was once seen as a burden on our industries and communities; however, shifting attitudes and better understanding of global warming and the depletion of resources have led to the identification of waste as a valuable resource that demands responsible solutions for collecting, separating, managing, and recovering. In particular, over the last decade the holistic concept of a “zero waste” lifecycle has emerged as part of a cultural shift and a new way of thinking about the age-old problem of waste and the economic obsession with endless growth and consumption.

A global understanding has emerged, which widely accepts that the broad impact of climate change — which includes biodiversity loss; increasing air, water, and soil pollution; deforestation; and a shortage of resources and materials — is a consequence of over-consumption and unsustainable production processes. Emerging complex global issues, such as health and the environment, or lifestyles and consumption, and development require approaches that transcend the traditional boundaries between disciplines. Today, it is increasingly understood that we need to discuss resource-efficiency and resource-recovery in the same way that we currently discuss energy-efficiency. This includes waste minimization strategies and the concept of “designing waste out of processes and product[s].”¹

At the local level, every municipality or company can take immediate action to identify its own particular solutions. Separating recyclable materials, such as paper, metals, plastics, and glass bottles, and consolidating all identified waste categories into one collection point are some basic measures. However, a waste stream analysis should be conducted, involving an inventory of the entire waste composition, measurement of the volumes of different material categories, and their origins and

destinations. Municipalities can create databases to track all waste types and to cross reference by facility type, so the amount and type of waste each facility, district, or precinct generates can be identified, thus pinpointing where reductions are most feasible.

The concept of “zero waste” directly challenges the common assumption that waste is unavoidable and has no value by focusing on waste as a “misallocated resource” that has to be recovered. It also focuses on the avoidance of waste creation in the first place. In Australia for instance, households throw out approximately five billion dollars of food every year.² This raises much wider social questions of attitude and behavior, and has further implications on urban development. How will we design, build, and operate cities in the future? What role will materials flow and waste play in the “city of tomorrow”? How will we better engage sustainable urban development principles and “zero waste” thinking? These are some of the topics discussed in this paper.

1 The Link Between Waste, Material Consumption, and Urbanization

1.1 Limits to growth: Understanding waste as a resource and part of a closed-cycle urban ecology

In recent years, the need for more sustainable living choices and a focus on behavioral change has been increasingly articulated. The estimated yearly world waste production is now around four billion metric tons of waste, of which only twenty percent is currently recovered or recycled.³ Globally, waste management has emerged as a huge challenge, and we must take a fresh look at how we can best manage the waste and material streams of cities and urban developments. The issue of our cities’ ever growing waste production is of particular significance if we view the city as a living eco-system with closed-loop management cycles (See: Figures 1 and 3).

Anna Tibaijuka notes that “managing solid waste is always in the top five of the most challenging

problems for city managers and it is somewhat strange that it receives so little attention compared to other urban management issues. The quality of waste management services is a good indicator of a city's governance.”⁴ Clearly there are some serious implications around the topic of waste. It is obvious that it is not just about waste recycling, but also waste prevention. Avoidance is the priority, followed by recycling and “waste engineering” (up-scaling) to minimize the amount that goes to waste incineration and landfills.

1.2 Waste Disposal in Landfills

Landfill runoff and leachate are a threat to soil and groundwater, and methane gas discharges — mainly from organic waste in landfills — are a threat to the atmosphere. At the same time, many large cities are producing astronomical amounts of waste daily and are running out of landfill space. The land available for filling with rubbish is running out and the situation worldwide is similar, where cities are running out of space to bury their waste. In the European Union (“EU”), legislation from Brussels is making the burial of rubbish in landfill sites more expensive and increasing the pressure to re-use and recycle.⁵ Unfortunately several countries, such as the United Kingdom, are unlikely to meet the EU deadlines on landfill diversion, as they are not diverting waste away from landfill quickly enough.⁶ Beijing will run out of space in its thirteen landfill sites in the next three years.⁷ New Delhi is opening a new landfill site, as existing sites' capacity has been exhausted.⁸ San Francisco has only enough landfill capacity to last until 2014, and the same applies to Sydney.⁹ To transport waste on trucks to distant landfill sites would be very inefficient and damaging for the environment.¹⁰

1.3 E-Waste

A particular concern is disposal of electrical and

electronic equipment, known as e-waste. Of about 16.8 million televisions and computers that reached the end of their useful life in Australia in 2008 and 2009, only about ten percent were recycled.¹¹ Most of the highly toxic e-waste still goes into landfills, threatening ground water and soil quality, and an unknown proportion is shipped overseas (legally and illegally), mainly to China. About thirty-seven million computers, seventeen million televisions, and fifty-six million mobile phones have already been buried in landfills around Australia.¹² This waste contains high levels of mercury and other toxic materials common to electronic goods, such as lead, arsenic, and bromide. Several countries are actively pushing for industry-led schemes for collecting and recycling televisions, printers, and computers, known as extended producer responsibility (“EPR”) and product stewardship.¹³ In addition, we must expect that the amount of e-waste created in the developing world will dramatically increase over the next decade.

1.4 Waste Incineration

Incineration of waste has finally gone out of fashion, as it is a waste of finite resources and has the disadvantage that it releases poisonous substances, such as dioxins and toxic ash, into the environment.¹⁴ Incinerator ash can often be categorized as hazardous waste because it is extremely toxic, containing concentrated amounts of lead, cadmium, and other heavy metals.¹⁵ Companies producing incinerator technology had to face shrinking markets in pollution-conscious northern countries and as consequence have been turning to Asia and Latin-America where they still see a lucrative market for their out-dated technology.¹⁶

Burning waste with very high-embodied energy is generally not an efficient way of dealing with materials and resources, and therefore ranks rightly at the bottom of the waste management hierarchy. Environmental groups have successfully

prevented the construction of new waste incinerators around the world; there is resistance by society to the development of new landfills and incineration facilities.¹⁷

Outdated linear systems like burning waste or dumping waste on landfill sites will have to be replaced with circular systems, taking nature as its model. A combination of recycling and composting organic waste is much more appropriate. The transformation of waste management has emerged as a lucrative field: in 2006, for example, Sita UK, a subsidiary of the French group Suez Environment, signed a £1 billion contract with Cornwall county council to manage its waste for the next thirty years, followed by a twenty-eight year, £690 million deal with Northumberland. Cumbria county council made Shanks its preferred bidder for a £400 million contract to manage its waste for twenty-five years in November 2010. Many other local authority contracts are up for grabs.¹⁸

1.5 Alternatives to Waste Disposal

In the available literature, one can frequently find a recommended split for a city's municipal waste management where no waste goes to landfill is as follows:

- Recycling and reusing
minimum sixty percent
- Composting of organic waste
thirty to forty percent
- Incineration of residual waste (waste-to-energy)
maximum twenty percent¹⁹

Organic waste is playing an increasingly important role, and composting is an effective way to bring back nutrients into the soil. But also for energy generation: the small Austrian town of Güssing, for instance, activates the biomass from its agricultural waste and has reached energy autonomy

by composting and using the bio-energy to generate its power.²⁰

Today, recycling fifty to sixty percent of all waste has become an achievable standard figure for many cities. For example, the Brazilian model city of Curitiba has managed to recycle over seventy percent of its waste since 2000.²¹ San Francisco boasts the highest diversion rate in the United States, at seventy-seven percent; the city has set a “zero waste” goal by 2020.²²

However, recent research from Veolia shows that recycling in itself is inefficient in solving the problem as it does not deliver the necessary “decoupling” of economic development from the depletion of non-renewable raw materials.²³ Grosse and others argue that “the depletion of the natural resource of raw material is inevitable when its global consumption by the economy grows by more than 1 percent per annum The only effect of recycling is that the curve is delayed.”²⁴ There is evidence that recycling can only delay the depletion of virgin raw materials for a few decades at best. Research shows that only recycling rates above eighty percent would allow a significant slowdown of the depletion of natural resources.²⁵ Therefore, the role of recycling to protect resources is not significant for non-renewable resources whose consumption tends to grow at a rate of more than one percent per year.

Even though recycling is an important component of reducing waste going to landfills and incinerators, sustainable development policies cannot rely solely on recycling. Policies must aim at reducing the consumption of each non-renewable raw material so that the annual growth rate remains under one percent. Decoupling economic development from materiality seems to be the only long term solution. Recycling is not so much the primary goal since the objective is not merely to reduce the amount of waste in general, but rather to encourage a reduction in the quantities of materials used to make

the products that will later become waste.

Increasingly, countries are collecting reliable data and publishing annual waste reports to monitor the development of waste management. For instance, the *National Waste Report 2010* of Australia brings together for the first time in one document, data and information on waste management (including recycling, reuse, and resource recovery) from across Australia.²⁶ The production of the *National Waste Report* was part of the Australian Government's Strategy 16 of the *National Waste Policy: Less Waste More Resources*, which was launched by the Environment Protection and Heritage Council ("EPHC") in November 2009.²⁷

1.6 Constantly Growing Amounts of Waste

Global urban population growth is expected to stabilize in 2050 at around nine billion human beings.²⁸ However, population growth is far from being the main driver of recent economic expansion and the increase of consumption of materials, water, fossil fuels, and resources. The process by which emerging countries catch up with the standard of living of more advanced economies is, in fact, an even more powerful actuator.²⁹ While the worldwide international average for waste generation is about 1 to 1.5 kg per capita per day, countries like Kuwait and United Arab Emirates top the list by generating an average of over 3.5 kg of waste per capita per day. By comparison, Australia creates around 3 kg per capita per day of solid waste.³⁰

With the constant increase in the world's economic activity, there has been a large increase in the amount of solid waste produced per person.³¹ The mix of industrial and urban waste has become ever more complex, and often contains large amounts of toxic chemicals, or is contaminated with organic waste and food waste, making it impossible to recover and recycle. For instance, the United Nations Environment Programme ("UNEP") has

explored the various waste categories with the urban waste mix, and their potential public health impacts.³²

1.7 Waste in the Oceans

As a consequence of increasing global production, waste is accumulating in the oceans. In recent years, our oceans have devolved into vast garbage dumps. Every year, around 250 million metric tons of plastic products are produced, some of which take up to 200 years to degrade, and much of which ends up in the oceans.³³ The "Great Pacific Garbage Patch" is half the size of Europe (some call it cynically the world's largest man-made structure), and in the Atlantic huge amounts of plastic garbage have recently been discovered; the highest concentration found close to Caribbean islands has over 200,000 plastic pieces per square kilometer.³⁴ In the North and Baltic Seas, dumping has been illegal for over two decades, yet the amount of waste found in them has not improved.³⁵ It is estimated that each year 20,000 metric tons of waste enters the North Sea, primarily from ships and the fishing industry.³⁶

The thousands of metric tons of waste thrown into the sea each year are endangering humans and wildlife.³⁷ Wildlife consumes small pieces of plastic, which causes many of them to die.³⁸ Experts warn that we have reached a point where it could become dangerous for humans to consume seafood.³⁹ One problem is the throwaway plastic water bottles made of polyethylene terephthalate ("PET"), not only because they significantly contribute to waste creation and CO₂ emissions from transporting drinking water around the globe, but because the bottles also release chemicals suspected of being harmful to humans and animals into the water.⁴⁰ This, together with the devastating oil spill in the Gulf of Mexico in 2010, shows how advanced humanity's destruction of entire ecosystems in the oceans has become.⁴¹

The international community has been pushing

for four decades for massive bureaucratic efforts aimed at clearing the oceans of waste. In 1973, the United Nations sponsored a pact for protecting the oceans from dumping, and in 2001, the EU established directives that forbade any dumping of maritime waste into the ocean while in port.⁴² However, such directives have been ineffective and many experts agree that laws and international efforts aimed at protecting the oceans have failed across the board.

2 Emerging and Innovative Approaches to Waste Reduction and Management

Obviously, the first aim of a sustainable future is to avoid the creation of waste and to select materials and products based on their embodied energy, their life-cycle assessment, and supply chain analysis. Transportation of input materials, as well as the transportation of the final product to consumers (or to the construction site), is a common contributor to greenhouse gas emissions. The way in which a product uses resources, such as water and energy, influences its environmental impact, while its durability determines how soon it must enter the waste stream. Care needs to be taken in the original selection of input materials, and the type of assembly used influences end-of-life disposal options, such as ease of recyclability or take-back by the manufacturer. Construction components in steel can relatively easily be recycled; steel is therefore by far the most recycled material worldwide and has the longest “residence time.” However, with a huge amount of waste from the construction and demolition sector still going to landfills and incinerators, drastic action is required in urban planning to develop intelligent circular metabolisms for new districts, and waste collection and treatment systems.

Mal Williams, CEO of Cylch, a major recycling company in Wales, points out that “ninety percent of household waste is actually reusable without the

need for incineration. Waste means inefficiency and lost profit. A large amount of waste from households is organic. Even so, a lot of it ends up in waste dumps on the edge of the city where it produces methane gas for many years thus causing further damage to the climate. This cannot continue.”⁴³

According to the “polluter pays” principle, those who generate large amounts of waste should be responsible for bearing the costs. Collecting, sorting, and treating waste incurs huge costs,⁴⁴ so the focus has to be on avoiding and minimizing waste creation in the first place. Waste management and recycling schemes have greatly reduced the volume of waste being landfilled, while waste segregation and recycling have substantial economic benefits and create new “green” jobs.⁴⁵

*Today, no other sector of industry uses more materials, produces more waste, and contributes less to recycling than the construction sector.*⁴⁶

2.1 Zero Waste and Closed Loop Thinking in the Construction Sector

There is a growing interest from architects and urban planners in “zero waste” concepts. Cities are the areas where these concepts can be embedded into practice by redesigning urban systems with “zero waste” and material flow in mind, transforming existing cities and upgrading recycling infrastructure in low-to-no carbon city districts. It is time to include prefabrication and “design for disassembly” building resilience into urban systems. This will change the design, building, and operation of city districts in the future.

Energy cost is not limited to heating or cooling energy or lighting energy; it is also related to all material flows relevant to buildings. Building materials too often use primary resources that eventually end up in landfills and waste from the production of construction materials and components can be much greater than all other waste streams.⁴⁷

Façade systems made of composite materials currently create recycling and resource recovery problems.⁴⁸ No building debris should go to landfills; therefore, manufacturers must change the composition of materials to make them reusable or recyclable. In addition, concrete companies could switch to using recycled concrete aggregates to make their products more sustainable.⁴⁹ To make it easier for architects and planners to specify materials according to their impact (including impacts caused by material extraction, or waste creation from the production process), information on materials and components needs to be readily available.

Urban planners frequently raise the question about which is the best scale to operate on for introducing “zero waste.” The city district as a unit appears to be a good, effective scale. Neighborhood and precinct planning must consider the climate crisis, which will mean linking the urban with the rural community. Planning better cities will also require that composting facilities and recycling centers are in close proximity to avoid transporting materials over long distances. Keeping the existing building stock is important, as the most sustainable building is always the one that already exists. Retrofitting existing districts is, therefore, essential.⁵⁰

Re-using building components and integrating existing buildings (instead of demolition) is a basic principle of any eco-city and eco-building project.

2.2 Changing manufacturing and packaging processes

New agreements with industry have to be made to dramatically reduce waste from packaging. On the way towards a “zero waste” economy, manufacturers will increasingly be made responsible for the entire life-cycle of their products, including their recyclability, by introducing an “extended producer responsibility” (“EPR”) policy.

In the future, with EPR, the creator of packaging will have to pay for the collection of that packaging.

EPR, or Product Stewardship, policies come at a cost to manufacturers, as they must take financial ownership of their products from creation to disposal. The rising costs of waste from landfill levies will likely become a main driver. Essentially, one needs to ask how much packaging is really necessary. Can the product be packed in another way? For instance, in Germany eighty-two percent of all packaging is recycled, an outcome of the legislation *Gruener Punkt* (the “Green Dot”), introduced as early as 1991 and legislated in 1993.⁵¹ Economic growth has been decoupled from the amount of waste for the first time in Germany in 2008. There is a need for leadership from government and a select group of companies (this is usually not more than five percent of all companies) to show how packaging can be reduced or how products can be taken back from the consumer once the end of life-cycle has been reached, as is done with old tires.⁵²

Fortunately, many companies are now doing extraordinary things in the area of recycling and are prolonging the life-cycle of products. For instance, Ohio-based firm Weisenbach Recycled Products, a manufacturer of consumer goods made from recycled materials holds numerous patents on recycling awareness and pollution prevention products. It is both a specialty printing firm and an innovative recycler of waste and scrap, repurposing and “up-cycling” such materials as plastic caps, glass bottles, and circuit boards into over six hundred promotional items and retail consumer products.⁵³ According to the company’s president, Dan Weisenbach, there has been a changing perception in the business world, where you are more valued if your company is a certified green business, with a history of environmental leadership: “Even though conservation has been a core principle in our culture since we started, we believe it is important that we take a step to formalize our commitment to sustainable business. The competitive landscape has

shifted and as more competition enters the field, we want to help our business partners and customers understand how distinctive we truly are. We created this report as much for them as for ourselves.”⁵⁴

Ikea and Woolworth have been setting new standards in this area, and BASF, a chemical company, only puts new products on the market when there is evidence that the new product has a better life-cycle assessment than the previous one.⁵⁵ There have been innovative recycling initiatives for mattresses, bicycles, carpets, paints, construction timber, and furniture.⁵⁶ Products will need to be manufactured differently, with “zero waste” concepts and EPR principle in mind.

While there are a handful of outstanding examples of EPR, the global picture looks unfortunately different: too many companies are still resisting the necessary change in production methods, waste management, and EPR. One major reason is the costs involved: product stewardship comes at a cost to the manufacturers, who are now becoming responsible for the whole life-cycle of their products, from creation to disposal.

But a cultural shift is now occurring. While for centuries, waste was regarded as pollution that had to be collected, hidden, and buried, today, waste is no longer seen as something to be disposed of, but as a resource to be recycled and reused. It is clear that we need to close the material life-cycle loop by transforming waste into a material resource. Over the next decades, the Earth will be increasingly under pressure from population growth, continuing urbanization, and shortages of food, water, resources, and materials. Waste management and material flows are some of the major challenges concerning sustainable urban development. There is a growing consensus that waste should be regarded as a “valuable resource and as nutrition.”⁵⁷ It has been argued that the concept of “waste” should be substituted by the concept of “resource.” Michael

Braungart points out that the practice of dumping waste into landfill is a sign of a “failure to design recyclable, sustainable products and processes.”⁵⁸

In his research, Braungart focuses on flows of energy, water, materials, nutrients and waste. Process-integrated technology, as advocated by the “cradle-to-cradle” approach, includes the cascading use of resources in which high-grade flows are used in high-grade processes and residual waste flows are used in lower-grade processes, thus utilizing the initial value of a resource in the most efficient way. It becomes obvious: all eco-cities have to embed “zero waste” concepts as part of their holistic, circular approach to material flows.

Forty-four percent of all greenhouse gas (“GHG”) emissions in the U.S. result from transporting and packaging products, illustrating the large potential in this field.⁵⁹ Bill Sheehan, the executive director of the Product Policy Institute, noted: “Climate action has so far largely focused on transportation, heating and cooling, and food. Now we know that reducing waste offers the largest opportunity to combat global warming.”⁶⁰ Joshua Stolaroff “emphasized the importance of improving product design to address climate change ‘[b]ecause product design influences all stages of the product life cycle. Improving product design has the most potential to reduce greenhouse gas emissions associated with products.’ ”⁶¹

“Design for Disassembly” means the possibility of reusing entire building components in another future project, possibly twenty or thirty years after construction.⁶² It means deliberately enabling “chains of reuse” in the design. Recycling resources that have already entered the human economy uses much less energy than does mining and manufacturing virgin materials from scratch. For instance, there is a ninety-five percent energy saving when using secondary (recycled) aluminum; eighty-five percent for copper; eighty percent for plastics; seventy-four percent for steel; and sixty-four percent

for paper.⁶³ Through reuse and recycling, the energy embodied in waste products is retained, thereby slowing down the potential for climate change. If burned in incinerators, this embodied energy would be lost forever. It becomes obvious that all future eco-cities will have to integrate existing structures and buildings for adaptive reuse into their master planning.

In closed-loop systems, a high proportion of energy and materials will need to be provided from re-used waste, and water from wastewater. We can now move the focus to waste avoidance, behavioral change, and waste

reduction.

2.3 A Closed-Cycle Urban Economy Will Deliver a Series of Further Advantages

The advantages of the “zero waste” economy include the reduction in waste generation, which will therefore reduce CO₂ emissions. Moreover, benefits will include the creation of closed-loop eco-economies and urban eco-systems with “green collar” jobs; the transformation of industries towards better use of resources, non-toxic and cleaner production processes, and EPR; creation of economic benefits

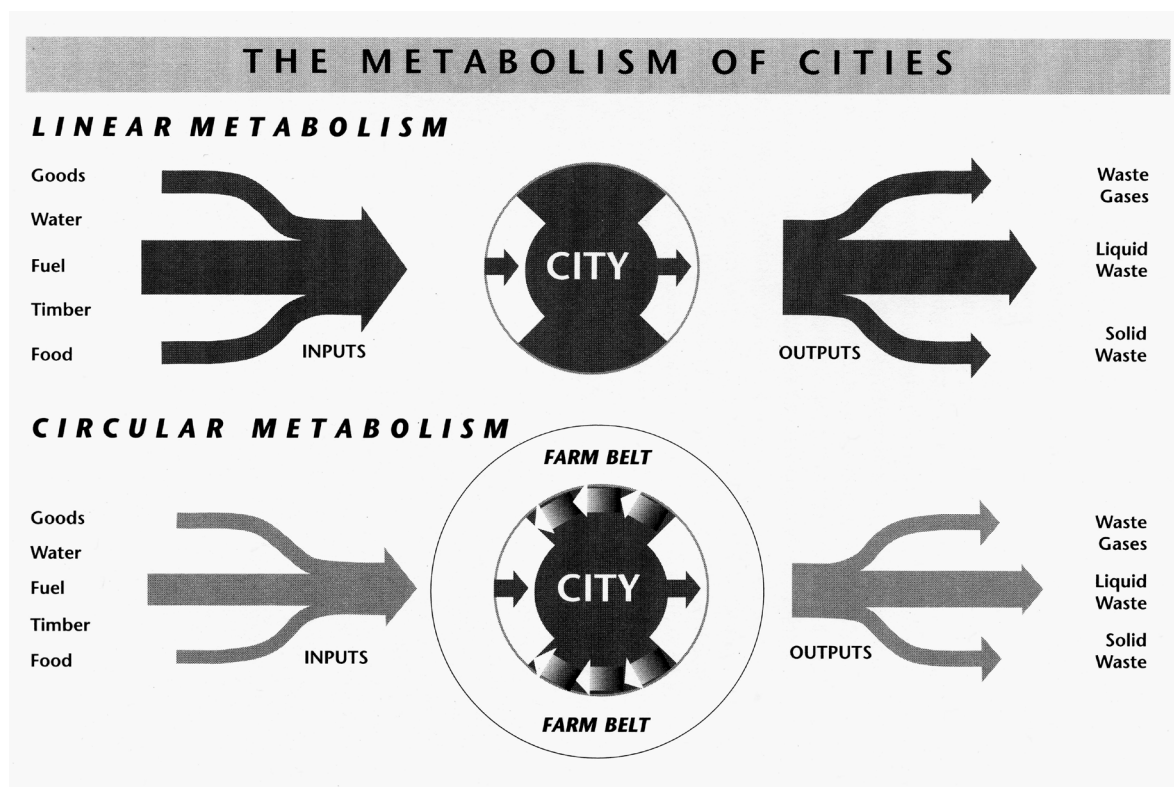


Figure 1 The flow of natural resources into cities and the waste produced represents one of the largest challenges to urban sustainability. Circular metabolisms are more sustainable, compared to linear ones. This also has economic advantages. Recycling will continue to be an essential part of responsible materials management, and the greater the shift from a “river” economy (linear throughput of materials), towards a “lake” economy (stock of continuously circulating materials), the greater the material gains and greenhouse gas reductions. Even so, recycling is only halfway up the waste hierarchy. The greenhouse gains lying in the upper half (waste avoidance and reduction) are, largely, yet to be tapped. The focus of attention needs now to expand from the downstream of the materials cycle, from a post-consumer stage, to include the upstream, pre-consumer stage, and behavioral change.⁶⁴ (Diagram source: Herbert Girardet, *Creating Sustainable Cities*, 2 Schumacher Briefings 34 (1999).⁶⁵

through the more efficient use of resources; an increase in support to research durable, local goods, and products that encourage reuse; more green purchasing; and creation of a product stewardship framework.

The key issue is whether such a system is feasible. What are the costs associated with EPR? It places the responsibility of the future disposal of an item on the initial producer of that product instead of on the last owner, as in traditional segmentation.⁶⁶ This will lead an increasing number of manufacturers to include an additional fee in the price to the consumer for the future recovery and the processing of the product at the end of its useful life. It also includes extending the responsibilities to consumers to participate in recycling schemes. A recent survey showed that eighty-three percent of Australians wanted a national ban on non-biodegradable plastic bags, while seventy-nine percent wanted electronic waste (“e-waste”) to be legally barred from landfills.⁶⁷

Cities will always be a place of waste production, but there are possibilities available that will help them achieve “zero waste,” where the waste is recycled, reused, or composted (using organic waste for biomass). The Masdar-City project in the United Arab Emirates is a good example of a project of a “zero waste” city, as is the large Japanese city of Yokohama, which reduced its waste by thirty-nine percent between 2001 and 2007, despite the city growing by 165,000 people during this period.⁶⁸ They reached their goal by raising public awareness about wasteful consumption and through the active participation of citizens and businesses.⁶⁹ In Australia, the *Zero Waste SA* initiative by the South Australian government, discussed below, is also highly commendable.

2.4 Behavior Change for Waste Prevention

The growth of the economy cannot continue endlessly as was pointed out by The Club of Rome in

1972, in their report *Limits to Growth*.⁷⁰ Therefore, the core question is about how to best change behavior to reduce consumption, therefore avoiding the creation of waste in the first place. How do we convince society to consume less? Education programs aimed at all levels of schooling have proven effective. Public education aimed at “zero waste” participation is a key to success. Changing behavior may be easier in smaller towns than in large cities because of the scale of education efforts needed to achieve measurable results.

The increase in world flows of scrap, e-waste, recovered plastics, and fibers has turned developed countries into a source of material supply for informal trade in emerging countries.

Research around the United Nations’ initiative, A Decade of Education for Sustainable Development (2005-2014), clearly shows that an important age group for applying behavioral change is schoolchildren and adolescents, particularly in relation to their consumption and waste. The initiative aims to educate them to become environmental citizens, rather than consumers, and to act as agents of change within their families and schools.⁷¹ Several studies have found that environmental education raises awareness of environmental issues, but does not necessarily lead to changes in young people’s behavior or an increased level of concern for the environment. When adolescents decide on how much to consume and what to consume, they usually do not take into account how much waste they produce.⁷² For instance, one study found the high importance of convenience in the waste management process for adolescents living in multi-apartment dwellings.⁷³ The impact of income on waste disposal and recycling behavior is well documented.⁷⁴ It is obvious that more research is required into the social mechanisms that will trigger necessary behavioral and attitudinal changes, particularly in schoolchildren and adolescents.

As has already been pointed out, education to raise awareness is essential, but equally important is that the rules of waste separation are well explained. The real problem may not be technology, but rather acceptance and behavior change. What is needed is social innovation rather than a sole focus on technological innovation. The necessary connection between waste policies and emission reductions are not always well understood and made. The main barriers to “zero waste” include the following: short term thinking of producers and consumers, lack of consistency in legislation across the states, procurement versus sustainability, the attitude that the cheapest offer gets commissioned, and lack of community willingness to pay.⁷⁵

The following case studies include details of how some cities and regions are trying to overcome the barriers to achieving “zero waste.” The cases are looking at the developed world (Australia and Denmark) and at two large cities in the developing world (Delhi and Cairo, both rapidly expanding cities).

2.5 Case Studies of Waste Management

Case 1: South Australia’s Leadership in Waste Management and Resource Recovery

After five years of development, South Australia (“SA”) has produced the *Draft South Australia’s Waste Strategy 2010-2015*, which incorporates “zero waste” principles.⁷⁶ The strategy offers strong guidelines for SA’s waste recycling and waste avoidance efforts. The strategy focuses on two objectives: “Firstly it seeks to maximize the value of our resources, and secondly it seeks to avoid and reduce waste.”⁷⁷ These two objectives are inter-related, and some of the actions contained in the Strategy apply to both objectives, including new proposed targets for municipal solid waste, commercial and industrial waste, and construction and demolition waste streams.⁷⁸ Zero Waste SA is one of the few “zero waste” government agencies in the world and is at

the forefront of waste avoidance in Australia. Zero Waste SA was established in 2003 and is financed by levies from landfills.⁷⁹ The agency pioneered the introduction of the ban on checkout style plastic bags in Australia in May 2009.⁸⁰

Increasing recycling and reducing consumption will require a better understanding of the composition of household waste. Recent research at the University of South Australia indicates that the composition of waste varies according to the income level of the people producing the waste. For instance, the amount of food waste tends to be less among lower-income earners.⁸¹ Such research is pioneering and can help reach higher recycling rates by aiding in the development of programs for separation at the source point of waste creation.

Although the SA Draft Waste Strategy is at the forefront of “zero waste” planning, it is by no means unique. Each of the EU member states must compile a waste prevention program by the end of 2013, as required by the 2008 revision of the “Waste Framework Directive.”⁸² The EU guidelines are intended to support the formulation of such programs based on thirty best practices identified by the European Commission.⁸³

Case 2: The Waste Situation in New South Wales, Australia: A Looming Crisis?

Australia is the third highest generator of waste per capita in the world.⁸⁴ During 2006-2007, only around fifty percent of waste collected in the state of New South Wales (“NSW”) was recycled.⁸⁵ Landfilling waste is an inexpensive option compared to treating and recycling, but has dangerous side effects. For instance, electronic waste is still filling up Australian and U.S. landfills (something not allowed in the EU for ten years), contaminating soil and groundwater with toxic heavy metals.⁸⁶ In the meantime, a waste crisis is looming: the City of Sydney’s four landfill sites (Eastern Creek,

Belrose, Jacks Gully, and Lucas Heights) are reaching capacity and will be full by 2015.⁸⁷ After the landfills reach capacity, the city's annual two million metric tons of waste will have to be moved 250 kilometers south, by rail, to Tarago.⁸⁸ The state government has been inactive and has failed to make the recycling shift. It lacks recycling policies and investment in recycling technology. Recycling needs to be less expensive for citizens than disposal in landfills, and strong economic incentives are required, as are strategies to get households to dramatically reduce the creation of waste. This can be achieved, for instance, by reducing bin sizes, raising awareness and by introducing the three-bin system to separate organic/garden waste, recycling, and residual waste.

While Sydney's landfill sites are rapidly filling up, and the NSW government has currently no clear plan to address the crisis, Sydney's waste is forecast to keep growing by at least 1.4 percent a year due to population increase and increasing consumption.⁸⁹ Although curbside recycling collected in NSW increased from 450,000 metric tons in 2000 to 690,000 metric tons in 2007, this increase must be much greater to have any significant impact on the waste problem.⁹⁰ To make things worse, the NSW government has "raised over \$260 million in waste levies but returned just \$40 million of that to local councils for recycling initiatives."⁹¹ By contrast, the state government of Victoria provides better support: it raised \$43 million in landfill levies and channeled it straight back to the agencies responsible for waste management. Despite the smaller levy, Victoria recycled almost twenty percent more waste than NSW in 2009.⁹² The federal government will introduce a *National Waste Policy* in 2011 aiming for a sixty-six percent landfill reduction by 2014⁹³ and hopes are high that this will bring about the urgently required changes.

Case 3: Waste Management Case Study from Aalborg, Denmark

Developed countries such as Germany, The Netherlands, Japan, Switzerland, and Denmark have been called the "worldwide leaders in advanced waste management technologies."⁹⁴ For instance, in some Japanese municipalities up to twenty-four different categories of waste are separated.⁹⁵

It is time that we better integrate the linkages between material flow, use, and recovery with energy and water consumption. To date, little research has been done on measuring the impact of waste treatment systems themselves and waste management changes over the longer term. However, the Danish city of Aalborg has proven that better waste management can reduce greenhouse gas ("GHG") emissions and that a municipality can produce significant amounts of energy with sustainable waste-to-energy concepts.⁹⁶ Two Danish researchers, Poulsen and Hansen, used historical data from the municipality of Aalborg to gain a longer-term overview of how a "joined-up" approach to waste can impact a city's CO₂ emissions.⁹⁷ Their assessment included sewage sludge, food waste, yard waste, and other organic waste. In 1970, Aalborg's municipal organic waste management system showed net GHG emissions by methane from landfill of almost one hundred percent of the total emissions.⁹⁸ Between 1970 and 2005, the city changed its waste treatment strategy to include yard waste composting, and the city's remaining organic waste was incinerated for combined-heat and-power ("CHP") production.⁹⁹ Poulsen stated that "[o]f this, waste incineration contributed eighty percent to net energy production and GHG turnover, wastewater treatment (including sludge digestion) contributed another ten percent, while other waste treatment processes (composting, transport, and land application of treated waste) had minor impacts."¹⁰⁰ "Generally, incineration with or without energy production, and biogas

production with energy extraction, are the two most important processes for the overall energy balance. This is mainly due to the substitution of fossil fuel-based energy,” says Poulsen.¹⁰¹ The researchers calculated “that the energy potential tied up in municipal organic waste in Denmark is equivalent to 5 percent of the country’s total energy consumption, including transport.”¹⁰² They also predicted that further improvements by 2020 were possible, “by reducing energy consumed by wastewater treatment (for aeration), increasing anaerobic digestion and incineration process efficiency and source separating food waste for anaerobic co-digestion.”¹⁰³

Aalborg has shown that with an understanding of natural systems, technology can be harnessed to resolve environmental challenges. “Aalborg’s progress shows how far reaching waste management can be in reaching energy and GHG reduction goals, and should offer encouragement to other cities embarking on greener waste management strategies for the future.”¹⁰⁴ The potential for emission reduction in waste management is very large. It is estimated that within the EU, municipal waste management reduced GHG emissions from “64 to 28 million metric tons of CO₂ per year between 1990 and 2007, which is equivalent to a drop from 130 to 60 kilograms CO₂ each year per capita.”¹⁰⁵ With such innovation in waste treatment, the EU municipal waste sector will achieve eighteen percent of the reduction target set for Europe by the Kyoto agreement before 2012.¹⁰⁶

2.6 Using Fewer Materials to Better Exploit the Value of Waste

In contrast to the *Club of Rome*’s warning of 1972,¹⁰⁷ today, the “limits to growth” are defined by climate change and the depletion of material resources. The scarcity of raw materials presents an increasing challenge. With natural resources and materials running out, we need better resource

protection and more effective ways to use them. Several essential metals and resources are already becoming less available—including platinum, zinc, tantalum, lead, copper, cadmium, wolfram, and silicon—and supplies are concentrated in a handful of countries, under the control of a few companies.¹⁰⁸ This will soon create major challenges for industries in Europe and the United States that use many of these metals in their manufacturing, such as televisions or computers.

The depletion of several natural deposits is drawing closer. In 2008, the Institut der Deutschen Wirtschaft (“IDW”) estimated the availability and coverage of essential resources and selected metals, as part of a risk assessment for the German industry in response to the threat caused by scarcity of raw materials. It found:

Raw Material	Reserves Available (estimated)
Lead	20 years
Zinc	22 years
Tantalum	29 years
Copper	31 years
Cadmium	34 years
Wolfram	39 years
Nickel	44 years ¹⁰⁹

These metals are becoming scarce and consequently more expensive, e.g., iron ore, lithium, and copper are already much rarer than oil.¹¹⁰ In addition, it is also important to know what resources are used in the products we buy. Many of the extractive processes for obtaining minerals are harmful to the environment. In addition, forty percent of the products in our weekly shopping basket contain palm oil, which, if not produced sustainably, can cause deforestation of ecologically precious rainforests.¹¹¹ A more conscious use of materials, metals, resources, and products is imperative when supported by reuse and recycling.

A resource-constrained future can therefore help lead to recycling-friendly designs with extended producer responsibility; multiple-use devices and expanded product lifecycles; long-life products and buildings, with optimized material use; products using less packaging; reduced loss of resources during the product's life-cycle; and resource recovery through reuse, remanufacturing and recycling.

In his research on sustainable consumption, Paul-Marie Boulanger came to the following conclusion: "There is a gradually emerging consensus that transition towards sustainability will need innovations and changes at three different levels:

- at the technological level where products and services with a lighter ecological footprint must replace less eco-efficient ones;
- at the institutional level where non-market based modes of provision can be promoted alongside market-based ones;
- at the cultural level where less materialistic values and lifestyles should be developed and fostered without a loss in the welfare of people." ¹¹²

Only holistic and integrated approaches will lead to this desirable shift at the technological, institutional, and cultural level. Waste that contains precious minerals, rare earth metals, and other nutrients is now fully understood to be valuable. The survival path and rebound effect of materials is understood as extremely critical. Faulstich asks if our landfill sites of today "will become the *urban mines* of the future?" ¹¹³ Girardet predicts that in future "we will observe the emergence of a new sustainable industrial society, where new industrial systems are introduced that better reuse and recycle waste, and which are based on a new circular flow economy." ¹¹⁴

2.7 Composting Organic Waste and Improving Urban Ecology

Organic waste is increasingly viewed as a precious resource, which must be returned to the soil. Compost is an important source of plant nutrients and is a low-cost alternative to chemical fertilizers. It has become a necessary part of contemporary landscape management and urban farming, as it uses "reverse supply chain" principles, giving organic components back to the soil, thus improving the quality of agriculture. Paying attention to the nutrient cycle and to phosphorus replacement is part of sustainable urban agriculture. Although industrial composting can help to improve soils, a proper composting infrastructure needs to be established first. In Sweden, for instance, the dumping of organic waste to landfill has been illegal since 2005. ¹¹⁵ All organic waste should be used for composting, returned to the soil, or for anaerobic digestion to generate energy.

Food waste is another major concern. Twenty-two percent of all waste in Australia is food waste. ¹¹⁶ New biodegradable packaging helps to facilitate processing of food waste. Biodegradable and compostable solutions for food waste recovery systems, such as using a kitchen caddy with a biodegradable bag that is collected weekly, has become a common solution. Iain Gulland, director of Zero Waste Scotland, points out that "over sixty percent of food waste is avoidable. However, if all unavoidable food waste in Scotland was processed by anaerobic digestion, it could produce enough electricity to run a city the size of Dundee." ¹¹⁷ In South Australia more than 90,000 metric tons per annum of food waste goes to landfill and on average, each household throws out three kilograms of food waste per week. ¹¹⁸ The food waste needs to be taken out of the waste stream and diverted into composting or anaerobic digestion systems, which are best done through public-private partnerships. ¹¹⁹

In 2002, William McDonough and Michael Braungart began promoting their "Cradle-to-Cradle"

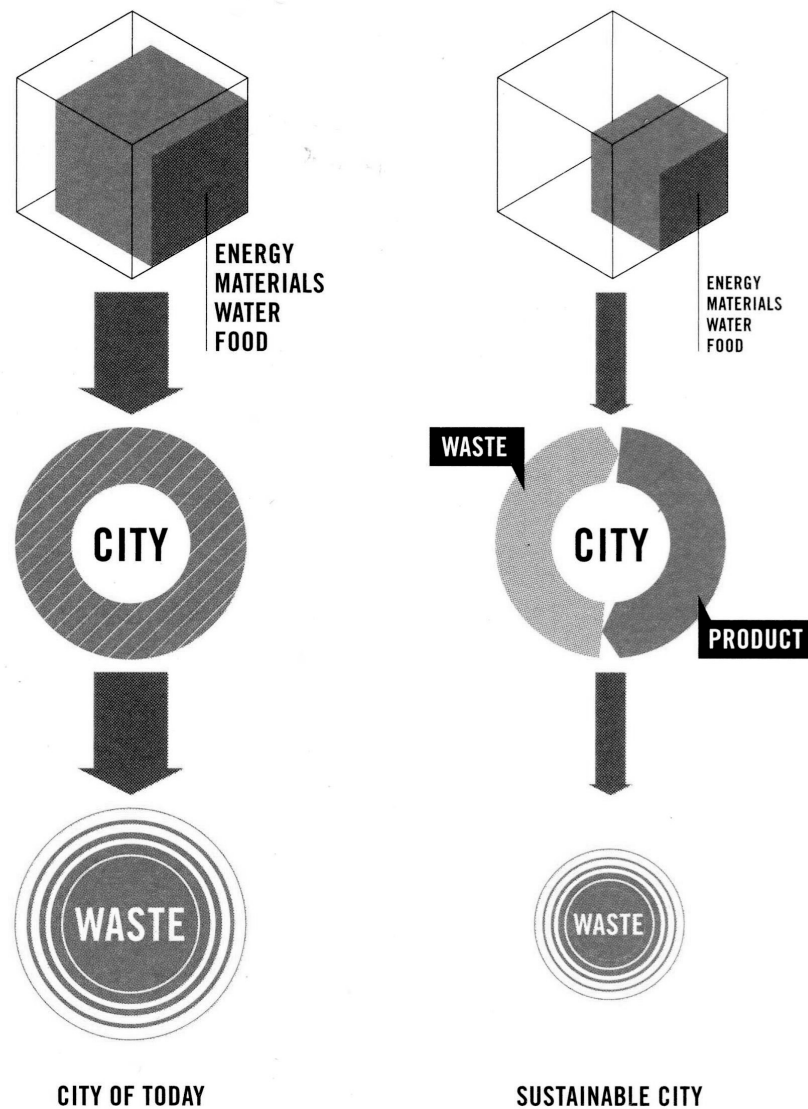


Figure 2 Diagram illustrating the input and output of cities, comparing the “conventional” city with the more sustainable city. (Diagram source: 1 Blue: Water, Energy and Waste, 29; Andrew Whalley ed., 2010)

closed-loop system, arguing for “adapting production to nature’s model.”¹²⁰ They argue that “[w]aste equals food. In nature, the processes of every organism contribute to the health of the whole. One organism’s waste becomes food for another, and nutrients flow perpetually in regenerative, cradle-to-cradle cycles of birth, death, decay, and rebirth. Design modeled on these virtuous cycles eliminates

the very concept of waste: products and materials can be designed of components that return either to soil as a nutrient or to industry for remanufacture at the same or even a higher level of quality.”¹²¹

2.8 Informal Waste Management Approaches in the Developing World

A staggering ninety-seven percent of global

growth over the next forty years will happen in Asia, Africa, Latin America, and the Caribbean.¹²² The following cities provide examples of how developing countries are addressing urban waste problems.

2.8.1 Curitiba, Brazil

There are ways to improve waste management and change behavior in developing countries, even if there is no budget for it. For instance, in Curitiba innovative waste collection approaches were developed, such as the “Green Exchange Program,” to encourage slum dwellers to clean up their areas and improve public health.¹²³ The city administration offered free bus tickets and fresh vegetables to people who collected garbage and brought waste to neighborhood centers.¹²⁴ In addition, children were allowed to exchange recyclables for school supplies or toys.¹²⁵

2.8.2 Delhi, India

Cities always need to find local solutions for waste management appropriate to their own particular circumstances and needs. In Delhi there is an army of over 120,000 informal waste collectors (so-called Kabari) in the streets, collecting paper, aluminum cans, glass, and plastic who sell the waste to mini-scrap dealers as part of a secondary raw materials market.¹²⁶

It is an informal industry which processes fifty-nine percent of Delhi’s waste and supports the livelihood of countless families.¹²⁷ In Delhi, the private sector does the waste management and the business of collecting and recycling is a serious one for many of the poor, and a relatively lucrative source of income. According to Bharati Chaturved, one out of every 100 residents in Delhi engages in waste recycling.¹²⁸ Chaturved also estimated that a single piece of plastic increases 700 percent in value from start to finish in the recycling chain *before it is reprocessed*.¹²⁹ This informal sector of waste collectors saves the city’s three municipalities a

large amount of costs of otherwise arranging waste collection, particularly in inaccessible slum areas. In Delhi, more than ninety-five percent of homes in Delhi do not have formal garbage collection.¹³⁰

For countries like India or Bangladesh, the introduction of an industrialized clean-up system and perfected infrastructure like in the developed world would take jobs from thousands of poor peasants who are willing to work hard and get dirty collecting and recycling the waste of the metropolis in order to feed themselves. An estimated six million people in India earn their livelihood through waste recycling.¹³¹ On top of a low standard of living, they now face joblessness with India’s new business-model approach to waste management — replacing the preexisting informal Kabari system with a model from developed countries.¹³² It is an area where India could probably learn from their neighbor China, since their cities have similar population densities.

2.8.3 Cairo, Egypt

Another interesting example is the Egyptian city of Cairo, which has grown to over fifteen million people and is one of the most densely populated cities in the world with 32,000 people per square mile.¹³³ The economy of the “Garbage City,” a slum settlement on the outskirts of Cairo, revolves entirely around the collection and recycling of the city’s garbage, mostly through the use of pigs by the city’s minority Coptic Christian population.¹³⁴ In “Garbage City” “[f]amilies typically specialize in a particular type of garbage that they sort and sell—one room of children sorting out plastic bottles, while in the next room women separate cans from the rest.”¹³⁵ Typically for the urban poor involved in the informal waste management sector, anything that can somehow be reused or recycled is saved. Various recycled paper and glass products are made and sold to the city, while metal is sold to be melted down and reused.

The involvement of the informal sector in a

city's waste management can lead to amazing results and high recycling rates. The circular economic system in "Garbage City" is classified as an informal sector, where people do not just collect the trash but live among it. Garbage City is home to over 15,000 people and most families typically have worked for generations in the same area and type of waste specialization, and they continue to make enough money to support themselves.¹³⁶ They collect and recycle the garbage they pick up from apartments and homes in wealthier neighborhoods. This includes thousands of metric tons of organic waste, which is fed to the pigs.¹³⁷ By raising the pigs, the people provide a service to those who eat pork in the predominantly Muslim country, while the pigs help to rid neighborhoods of metric tons of odorous waste that would otherwise accumulate on the streets.¹³⁸

At no cost to the municipality, the informal recycling sector provides livelihoods to huge numbers of the urban poor, while they save the city as much as twenty percent of its waste management budget by reducing the amount of waste that would otherwise have to be collected and disposed of by the city.¹³⁹ Like the famous "Smokey Mountain" rubbish dump in Manila, Philippines, could this place become an official recycling center?

3 Conclusion and Outlook: Building the Cities of the Future - Making "Zero Waste" a Reality

3.1 Decoupling Waste Generation from Economic Growth

Increased material and energy consumption in all nations, coupled with an inadequate and



Figure 3 Many developing countries have such active informal sector recycling, reuse, and repair systems, which are achieving recycling rates comparable to those in developed countries, at no cost to the formal waste management sector, saving the city as much as twenty percent of its waste management budget. (Image: courtesy of Bas Princen)

unsustainable waste management system, has forced governments, industry, and individuals to put into practice new measures to achieve responsible, closed loop solutions in waste management and resource recovery. Achieving “zero waste” remains difficult and requires continued and combined efforts by industry, government bodies, university researchers, and the people and organizations in our community. More holistic and integrated approaches are required, combined with initiatives for waste avoidance and segregation of waste at the source, and improved technologies to increase the useful life of products. Governments will need to formulate effective policies to reduce the environmental impacts of consumption and production, addressing issues such as household consumption, public procurement, corporate behavior, and technological innovation. As Berglund noted, we will need to arrive at a better

understanding of the determinants of environmental behavior in key areas where households exert pressure on the environment, such as energy use, transport, waste generation, food consumption, and water use.¹⁴⁰

3.2 Improving Waste Management and Recovery

There are escalating challenges in solid waste management across the globe. We need a new urban development paradigm, where economic and urban growth is decoupled from the environment. Growth doesn’t mean always progress. Soon we will need to transform this ‘throw-away’ society into a more sustainable one. The construction and demolition sector has a particularly urgent need to catch up with other sectors in better managing its waste stream, to increase its focus on reusing entire building components at the end of a building’s life-

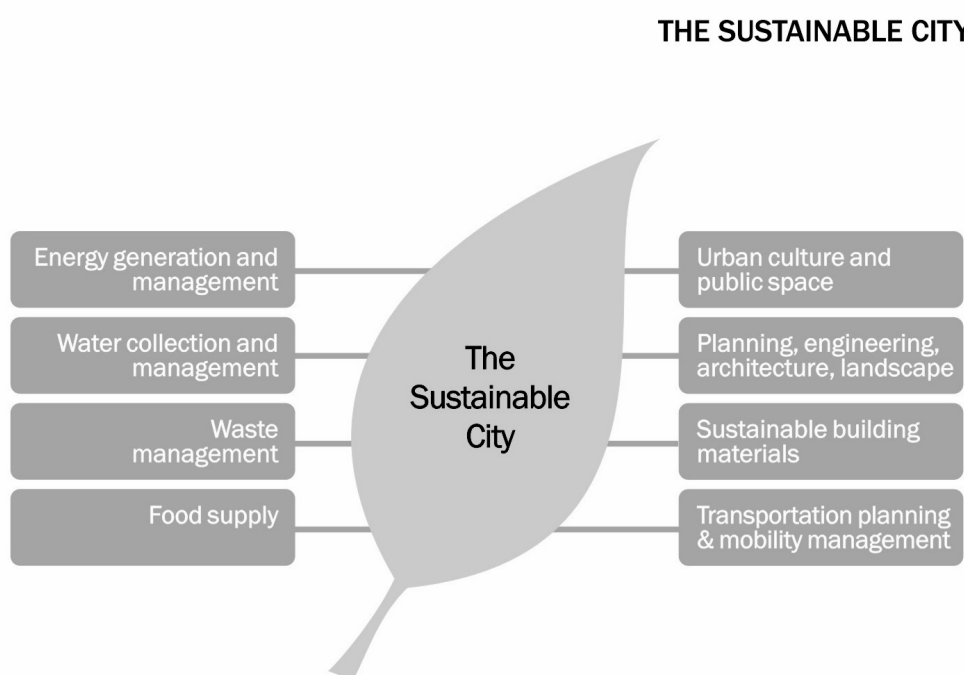


Figure 4 Diagram: Waste management is an important key stone in the effort towards achieving holistically a “Sustainable City.” (Diagram: courtesy of the author)

cycle. Increasing the economic value of recycled commodities, such as rare metals in e-waste, as well as paper, glass, and plastics, remains an area for future development and investment.

Globalization and the global economy have been hiding the social and environmental costs of consumption, but now we have reached a tipping point. Energy markets will soon compete with material markets for resources. The recycling sector in Germany employs over 220,000 people in green jobs.¹⁴¹ Waste is increasingly being seen in terms of economic sustainability, and it is a policy issue that offers great opportunities for the creation of green jobs.

This paper has touched on some of the complexities around waste management and the links between waste management and urban development. The case studies from South Australia and Aalborg, Denmark and the informal urban waste management in developing countries provide hopeful models of what must be achieved globally. It is essential that we continue to reduce wasteful consumption, avoid the creation of waste in the first place, promote the cyclical reuse of materials in the economy, and maximize the value of our resources to make resource recovery common practice. High-income urban lifestyle patterns are causing higher material flows and consumption. Our objective must be to reconcile the scarcity of our natural resources with the huge quantities of waste produced by our cities and industries; waste which we must, unfailingly, recover.

Endnotes

- 1 Zero Waste SA, South Australia's Waste Strategy 2010-2015: Consultation Draft 24 (2010), <http://www.zerowaste.sa.gov.au/upload/about-us/waste-strategy/DraftWasteStrategyV2.pdf>.
- 2 David Baker et al., What a Waste: An Analysis of Household Expenditure on Food (2009), <http://foodwise.com.au/media/72673/tai%20what%20a%20waste.pdf>.
- 3 Philippe Chalmin & Catherine Gaillochet, From Waste to Resource: An Abstract of World Waste Survey 2009 (2009), http://www.veolia-environmentalservices.com/veolia/ressources/files/1/927,753,Abstract_2009_GB-1.pdf.
- 4 United Nations Human Settlements Programme (UN-Habitat), Solid Waste Management in the World's Cities: Water and Sanitation in the World's Cities 2010, U.N. Doc. HS/105/10E (2010).
- 5 Dr. Domonic Hogg, *Costs for Municipal Waste Management in the EU*, <http://ec.europa.eu/environment/waste/studies/pdf/eucostwaste.pdf>.
- 6 Mark Milner, *Rubbish Reaches Its Tipping Point*, The Guardian, Jan. 19, 2007, <http://www.guardian.co.uk/environment/2007/jan/19/waste>.
- 7 Zhang Yunxing, *Beijing Running Out of Landfill Space*, China.org.cn (June 9, 2009), http://www.china.org.cn/environment/news/2009-06/09/content_17917149.htm.
- 8 *MCD Gets Nod for Bawana Landfill Site*, The Hindu, Aug. 9, 2010, <http://www.thehindu.com/todays-paper/tp-national/tp-newdelhi/article560231.ece>.
- 9 John Upton, *S.F. Expected to Exhaust Landfill Space by 2014*, The Examiner, Mar. 27, 2009, <http://www.sfoxaminer.com/local/SF-expected-to-exhaust-landfill-capacity-by-2014-41957797.html>.
- 10 See Jack Lauber et al., Comparative Impacts of Local Waste to Energy Versus Long Distance Disposal of Municipal Waste 3 (2006), http://www.energyanswers.com/pdf/awma_final.pdf.
- 11 Stevie Easton, *Manufacturers to Arrange for Recycling of Australia's E-Waste*, UPIU, (Aug. 7, 2010), <http://www.upiu.com/articles/manufacturers-to-arrange-recycling-for-australia-s-e-waste>.
- 12 Jeff Angel, Total Environment Centre, Tipping Point: Australia's E-Waste Crisis (2008), available at www.tec.org.au/component/docman/doc_download/337-tipping-point-2.
- 13 Henk de Folter Management Consultancy, Extended Producer Responsibility in the Electric and Electronic Equipment Industry (2007), <http://milieu.defolter.nl/English/Note-EPR%20071114s.pdf>.
- 14 Bernt Johnke, Emissions from Waste Incineration, http://www.ipcc-nggip.iges.or.jp/public/gp/bgp/5_3_Waste_Incineration.pdf.
- 15 See Greenpeace International, *The Problem*, Greenpeace (Nov. 30, 2004), <http://www.greenpeace.org/international/campaigns/toxics/incineration/the-problem/>.
- 16 *Id.*
- 17 See *id.*
- 18 Milner, *supra* note 6.
- 19 Steffen Lehmann, *The Principles of Green Urbanism* 262 (2010).
- 20 *Güssing Biomass Fueled Heat and Power Plant, Renewable Energy Network Austria*, Renewable Energy Network Australia, available at <http://www.renet.at/english/sites/guessing.php>.
- 21 Kira Kuehn, 'Garbage is Not Garbage' & "Bus Tubes": Recycling and Transport in the Sustainable City: Curitiba, Brazil, UW-L Journal of Undergraduate Research X (2007), <http://www.uwlax.edu/urc/JUR-online/PDF/2007/keuhn.pdf>.

- 22 Zero Waste, SFEnvironment, http://www.sfenvironment.org/our_programs/overview.html?ssi=3 (last visited Oct. 27, 2010).
- 23 Philippe Chalmin & Catherine Gaillochet, From Waste to Resource: An Abstract of World Waste Survey 2009 (2009), http://www.veolia-environmentalservices.com/veolia/ressources/files/1/927,753,Abstract_2009_GB-1.pdf.
- 24 Francois Grosse, *Is Recycling "Part of the Solution"? The Role of Recycling in an Expanding Society and a World of Finite Resources*, 3:1 S.A.P.I.EN.S (2010), available at <http://sapiens.revues.org/index906.html>.
- 25 *Id.*
- 26 See Env't Prot. & Heritage Council, National Waste Report (2010), http://www.ephc.gov.au/sites/default/files/WasteMgt_Nat_Waste_Report_FINAL_20_FullReport_201005_0.pdf.
- 27 *Id.*
- 28 UN-Habitat, 15th Session of the Committee on Sustainable Development, Apr. 30-May 11, 2007, *Background Information: Climate Change-The Role of Cities*, <http://www.unhabitat.org/documents/csd15/15thsession1.pdf>.
- 29 See generally Mathis Wackernagel & William Rees, *Our Ecological Footprint* (1996) (explaining the concept of "overshooting"). Global world populations in 2010 were 6.8 billion. It is predicted by UN-Habitat to increase to 9 billion by 2050. While the population in some countries is shrinking (Japan, Germany, Italy, Russia), other countries, such as India, have a fast growing population. The population in India is forecast to overtake that of China's by 2050 (India is predicted to have 1.6 billion people). We will soon reach the limits of the Earth's "carrying capacity" (what Wackernagel and Rees call "overshooting"), for instance, the Earth's reduced capacity to supply fresh drinking water to all citizens of a city (as we have seen in Sub-Saharan African cities and in Mexico City). *Id.* The world's population has been growing significantly since around 1800 due to the improved control of diseases and longer life expectancy. As a consequence, numerous scientists recommend halting further growth in cities in arid, hot climatic regions. At the same time, global agriculture is approaching a natural limit. While the amount of food production needs to keep increasing in pace with population growth, there is hardly any undeveloped farmland left on the planet. Experience shows that birth rates fall when women are well educated, when they aspire to a career, or when they chose to marry later and to have only one child. Clearly to slow down this immense population growth and to delay a food/water/energy supply disaster, we have to succeed in three important areas: reducing consumption and changing behavior; improving technology; and limiting population growth through education programs.
- 30 See Env't Prot. & Heritage Council, *supra* note 26.
- 31 Municipal solid waste generation has grown significantly over the last decades as a result of higher incomes, more intensive use of packaging materials and disposable goods, and increased purchases of durable material goods. This problem is projected to continue to grow, despite current efforts to reduce the material content of products and to stimulate the reuse of products and packaging and the recycling of materials and substances. The international Organisation for Economic Co-operation and Development (OECD) compiles worldwide data, including environmental statistics and data on waste generation and recycling rates (environmental indicators), for its thirty member countries, which can be found at: Organisation for Economic Cooperation and Development, <http://www.oecd.org> (last visited Nov. 13, 2010).
- 32 E. Giroult, et al., *Public Health Aspects of Municipal Solid Waste Management*, in L. Rosenberg, Int'l Env'tl Tech. Ctr., United Nations Env't Programme, *International Source Book on Environmentally Sound Technologies for Municipal Solid Waste Management* 395-406 (1996).
- 33 Manfred Stepanski & Manfred Wackerlin, *Soda Cups Made of Sugar*, Sulzer Technical Review (2008), http://www.sulzerchemtech.com/en/portaldata/11/Resources//mixingreaction/publications/2008_1_stepanski_e.pdf.
- 34 Kara Law et al., *Plastic Accumulation in the North Atlantic Subtropical Gyre*, *Sci. Express* (Aug. 19, 2010), <http://www.sciencemag.org/cgi/content/full/329/5996/1185?ijkey=o7duXkENkVaDs&keytype=ref&siteid=sci>.
- 35 Ljubomir Jeftic, et al., *Marine Litter: A Global Challenge*, United Nations Environment Programme (2010), http://www.unep.org/pdf/unep_marine_litter-a_global_challenge.pdf.
- 36 *Id.*
- 37 *Id.*
- 38 *Id.*
- 39 See *What You Need to Know about Mercury in Fish and Shellfish*, Env'tl. Prot. Agency, http://water.epa.gov/scitech/swguidance/fishshellfish/outreach/advice_index.cfm (last updated June 17, 2010).
- 40 See, e.g., Paul Westerhoff et. al., *Antimony Leaching From Polyethylene Terephthalate (PET) Plastic Used for Bottled Drinking Water*, 42 *Water Research* 551 (2008).
- 41 Recent research explored the connection between the production of plastic and the amount of plastic waste found in oceans. Surprisingly, more terrestrial waste does not necessarily imply more leakage in the sea: there seems to be no link between an increase in discarded plastic and concentration of plastic marine debris. Despite a rapid increase in plastic production and disposal during the time period of the last ten years, no trend in plastic concentration was observed in the region of highest accumulation. Law et al., *supra* note 34.
- 42 Protocol of 1978 Relating to the International Convention for the Prevention of Pollution from Ships, 1973, Feb. 17, 1978, 17 I.L.M. 546, 1340 U.N.T.S. 61; European Directive 2000/59/EC.
- 43 Interview with Mal Williams, CEO, Cylch, in Sydney, Austl. (Sept. 14, 2010).
- 44 See Department of Defense, UFC-1-900-01, *Selection of Methods for the Reduction, Reuse, and Recycling of Demolition Waste*, at 3-13-2 (2002), http://www.wbdg.org/ccb/DOD/UFC/ufc_1_900_01.pdf (noting disposal costs incurred during demolition alone can amount to up to 50% of the total demolition cost. This amount takes into account recycling costs, which include costs for separation, removal, and recovery of building wastes).
- 45 See Env't Prot. & Heritage Council, *supra* note 26 at 233-35 (noting the large number of and wide variety of job

- opportunities created through the promotion of waste management and recycling).
- 46 Lehmann, *supra* note 19 at 261-268.
 - 47 See Env'tl. Prot. Agency, *Recover Your Resources: Reduce, Reuse, and Recycle Construction and Demolition Materials at Land Revitalization Projects* (2009), <http://epa.gov/brownfields/tools/cdbrochure.pdf> (estimating that only 40% of the construction and demolition building materials were reused, recycled, or sent to waste-to-energy facilities and the remaining 60% was sent to landfills).
 - 48 See, e.g., Stephen J. Pickering, *Recycling Technologies for Thermoset Composite Materials—Current Status*, 37 *Composites Part A: Applied Sci. & Mfg.* 1206, 1206–07 (2005) (reviewing the problems faced with recycling thermoset composite materials, which include the inability to remould thermosetting polymers of the material).
 - 49 See Tom Napier, *Construction Waste Management*, Whole Bldg. Design Guide, <http://www.wbdg.org/resources/cwmgmt.php> (last updated June 9, 2010) (stating that concrete and masonry materials can be recycled on-site with mobile equipment or can be taken to a permanent recycling facility).
 - 50 The adaptive re-use of existing buildings is always a more sustainable strategy than building new. Instead of tearing down and rebuilding (which usually means losing the materials and embodied energy of the existing building), adaptive re-use allows the building to be given a new lease of life; an approach that was the norm until a generation ago. Now, our focus needs to return to upgrading the existing building stock. Recent research conducted by the Advisory Council on Historic Preservation (ACHP) in the U.S. indicates that even if forty percent of the materials of demolished buildings are recycled, it would still take over sixty years for a green, energy-efficient new office building to recover the energy lost in demolishing an existing building. *Strategic Sustainability Performance Plan*, Advisory Council on Historic Pres., <http://www.achp.gov/sustplan.html> (last visited Oct. 22, 2010) (summarizing the ACHP's efforts to address issues including energy efficiency and community livability).
 - 51 See Gruener Punkt, <http://www.gruener-punkt.de/en/duales-system-deutschland-gmbh.html> (last visited Oct. 30, 2010) (providing information on the German recycling system).
 - 52 See *Frequent Questions*, Env'tl. Prot. Agency, <http://www.epa.gov/epawaste/conservematerials/tires/faq.htm> (last updated Feb. 2, 2010) (providing information on recycling tires, the pollution that can result from tire fires, and innovative ways tires can be recycled); see also Australian Packaging Covenant, <http://www.packagingcovenant.org.au> (last visited Oct. 30, 2010) (regarding packaging).
 - 53 See Weisenbach Recycled Prod., 2010 Sustainability Report for year ending December 31, 2009 (2010), http://www.recycledproducts.com/wsp_i/PDFs/WeisenbachSustainabilityReport2010.pdf (stating that Weisenbach Recycled Products uses “cast-offs collected from other companies, community members, and [its] own internal operations as the raw material for the creation of new products”).
 - 54 Betsy Kraat, *Weisenbach Recycled Products’ Up-cycles’ Trash into Treasure*, metroGREEN+BUSINESS (Mar. 2, 2010), http://www.metrogreenbusiness.com/news/green.php/2010/03/02/weisenbach_recycled_products_up_cycles_t (quoting Mr. Weisenbach and providing background on Weisenbach Recycled Products).
 - 55 See Climate Protection with BASF, BASF 6–7 (2009), http://basf.com/group/corporate/en/function/conversions/publish/content/sustainability/environment/climate-protection/images/BASF_Climate_Protection_Brochure_e.pdf (describing its comprehensive analysis of greenhouse gas emissions associated with its operations for the entire lifecycle of its products); see also Andreas Künkel, *Sustainable Products—Just a Mouse Click Away*, BASF (June 30, 2010), <http://www.basf.com/group/pressrelease/P-10-296> (describing BASF's new online tool that assists in determining whether the use of biodegradable plastics promotes sustainability).
 - 56 E.g., *The Ultimate Re-cycling Project 14.09.10*, London Borough of Sutton, <http://www.sutton.gov.uk/index.aspx?articleid=10975&onOff=OFF> (last visited Oct. 22, 2010); *Mattress Recycling Program Reaches 10,000 Mark*, SustainabilityMatters (Oct. 8, 2008), http://www.sustainabilitymatters.net.au/news/27293-Mattress-recycling-program-reaches-1-mark?topic_id=1066; Michelle Hucal, *Closing the Loop*, Env'tl. Design + Constr. (Mar. 11, 2003), http://www.edcmag.com/Articles/Sustainable_Flooring/fdc1f34f5a697010VgnVCM100000f932a8c0.
 - 57 See *Let's Treat Waste as Valuable 'Resource'*, Says Averde, AMEinfo (May 30, 2009, 3:59 PM), <http://www.ameinfo.com/198589.html> (drawing inspiration from McDonough's philosophy that “[e]verything has an infinite life cycle. Societies with a linear resource pattern discard items at a particular stage. Yet that isn't the death of the material.”).
 - 58 Presentation by Michael Braungart at SASBE Conference, Technical University of Delft, Neth. (June 18, 2009).
 - 59 Joshua Stolaroff, *Products, Packaging and US Greenhouse Gas Emissions*, Prod. Policy Inst. (2009), http://www.productpolicy.org/ppi/attachments/PPI_Climate_Change_and_Products_White_Paper_September_2009.pdf.
 - 60 Press Release, Product Policy Institute, *Products and Packaging Contribute 44 Percent of U.S. Greenhouse Gas Emissions* (Sept. 18, 2009), available at <http://www.productpolicy.org/ppi-press-release/products-and-packaging-contribute-44-percent-us-greenhouse-gas-emissions>.
 - 61 *Id.* (quoting Stolaroff, *supra*, note 59).
 - 62 See *Design for Disassembly Guidelines*, Active Disassembly Research Ltd. (2005), http://www.activedisassembly.com/guidelines/ADR_050202_DFD-guidelines.pdf (noting that the implementation of design for disassembly can reduce the amount of resources required to create new products).
 - 63 *Zero Waste and Climate Change*, Gov't of S. Austl., <http://www.zerowaste.sa.gov.au/about-us/climate-change> (last visited Oct. 20, 2010) (citing Recycling International, which is a reference tool on the world's recycling industry).
 - 64 See Margaret Walls, *Extended Producer Responsibility*

- and Product Design, Res. for the Future, Mar. 2006, at 1, <http://www.rff.org/Documents/RFF-DP-06-08-REV.pdf> (stating that this shift can “improv[e] product recyclability and reusability, reduc[e] material usage, downsiz[e] products, and engag[e] in a host of other ‘design for environment’ (DfE) activities.”).
- 65 Herbert Girardet points out the importance for cities to adopt a circular metabolism: “In nature, waste materials are absorbed beneficially back into the local environment as nutrients. Cities don’t do that. They work by way of taking resources from one place and dumping them somewhere else causing damage to nature. We need to turn this linear process into a circular process instead. The recycling of particularly organic waste is important for the sustainability of large cities. We need to meet this challenge and create a metabolism that mimics natural systems. Materials and products that we use need to be biodegradable. Plastic, which does not decompose easily, can be produced so that nature can absorb it more effectively.” Herbert Girardet, *Creating Sustainable Cities*, 2 Schumacher Briefings (1999).
- 66 *Id.* (noting that this shift could incentivize producers to consider the environmental effects of their products during the design stage).
- 67 *Eight in 10 Aussies Want Plastic Bag Ban: Survey*, The Daily Telegraph (May 22, 2009, 12:17 AM), <http://www.dailytelegraph.com.au/news/breaking-news/eight-in-10-aussies-want-plastic-bag-ban-survey/story-e6freuyi-1225714569177>.
- 68 See The World Bank, *Eco2 Cities 205* (2010), <http://issuu.com/world.bank.publications/docs/9780821380468?mode=embed&layout=http%3A%2F%2Fskin.issuu.com%2Fv%2Fflight%2Flayout.xml&showFlipBtn=true>; Masdar City, <http://www.masdarcity.ae/en/index.aspx> (last visited Nov. 11, 2010).
- 69 See The World Bank, *supra* note 68, at 205.
- 70 Donella H. Meadows et al., *The Limits to Growth* (1972).
- 71 See UNESCO - Education for Sustainable Development (ED/PEQ/ESD), UN Decade of Education for Sustainable Development: The DESD at a glance, ED/2005/PEQ/ESD/3 (2005), available at <http://unesdoc.unesco.org/images/0014/001416/141629e.pdf> (stating that the Decade will (1) promote and improve the quality of education, (2) reorient educational programs, (3) build public understanding and awareness, and (4) provide practical training to move towards meeting the objectives).
- 72 See Ingrid Pramling Samuelsson & Yoshie Kaga, *Early Childhood Education to Transform Cultures for Sustainability*, The Worldwatch Inst. 57 (2010), <http://blogs.worldwatch.org/transformingcultures/wp-content/uploads/2010/01/Early-Childhood-Education-to-Transform-Cultures-for-Sustainability-Samuelsson-and-Kaga.pdf> (describing a case study performed on young children on waste management in Sweden); *Getting Out Gets Results: Environmental Education Research from Boston and Beyond*, Boston Youth Envtl. Network (2008), http://www.peecworks.org/PEEC/PEEC_Research/035F4D9A-007EA7AB.0/BYEN%202008%20Getting%20Out%20Gets%20Results%20web.pdf (highlighting the importance of student involvement in exposure to an environmental education).
- 73 Amy Ando & Anne Y. Gosselin, *Recycling in Multifamily Dwellings: Does Convenience Matter?*, CBS Business Network (2005), http://findarticles.com/p/articles/mi_hb5814/is_2_43/ai_n29175444/. See generally Seonghoon Hong & Richard M. Adams, *Household Responses to Price Incentives for Recycling: Some Further Evidence*, 75 Land Econ. 505 (1999) (studying the correlation between waste disposal service fees and recycling rates and waste generation and considering the impact of the choice of the container size).
- 74 See generally *id.* (studying the correlation between waste disposal service fees and recycling rates and waste generation and considering the impact of the choice of the container size).
- 75 See Sridhar R. & Shibu K. Nair, *Thanal Conservation Action & Information Network, Zero Waste Kovalam and Employment Opportunities*, (2004), <http://krpcds.org/report/ZEROWASTE.pdf> (identifying the high cost of waste and the need for long-term planning and sensible decision-making as barriers to zero waste); see also LeeAnne French et al., *Zero Waste Strategies for Gills Onions Sustainable Innovation and Waste Management*, at 16–17 (2010), http://www.bren.ucsb.edu/research/documents/onions_proposal.pdf (listing technical and economical feasibility, health safety requirements, and product quality are the more prominent barriers to zero waste).
- 76 Zero Waste SA, *South Australia’s Waste Strategy 2010–2015: Consultation Draft* (2010), <http://www.zerowaste.sa.gov.au/upload/about-us/waste-strategy/DraftWasteStrategyV2.pdf>.
- 77 *Id.* at 15.
- 78 *Id.* at 20.
- 79 *Id.* at 18–19.
- 80 *Id.* at 3.
- 81 Julian Parfitt et al., *Food Waste Within Food Supply Chains: Quantification and Potential for Change to 2050*, 27 Phil. Transactions of the Royal Soc’y of Britain 3065, 3077 (2010), <http://rstb.royalsocietypublishing.org/content/365/1554/3065.full.pdf+html>. More information on food waste can be found at the following web sites: <http://www.foodwise.com.au>; <http://www.resourcesnotwaste.org>; <http://www.lovefoodhatewaste.com>; <http://www.ozharvest.org.au> (last visited Oct. 30, 2010).
- 82 Directive 2008/98/EC, of the European Parliament and of the Council of 19 November 2008 on Waste and Repealing Certain Directives, 2008 O.J. (L 312) 3, 18, <http://eur-lex.europa.eu/LexUriServ/LexUriServ.do?uri=OJ:L:2008:312:0003:0030:EN:PDF>.
- 83 European Commission DG Environment, *Analysis of the evolution of waste reduction and the scope of waste prevention, Framework contract ENV.G.4/FRA/2008/0112*, at 181 (Mar. 24, 2010), http://ec.europa.eu/environment/waste/prevention/pdf/draft3_2.pdf.
- 84 See Env’t Prot. & Heritage Council, *supra* note 26.
- 85 4613.0 - *Australia’s Environment: Issues and Trends, Jan 2010*, Austr. Bur. of Stat. (Feb. 5, 2010), <http://www.abs.gov.au/AUSSTATS/abs@.nsf/Lookup/4613.0Chapter40Jan+2010>.
- 86 Karen Barlow, *Landfills “Busting at Seams” with E-Waste*, Austl. Broad. Corp. (June 25, 2010, 6:58 PM AEST), <http://www.abc.net.au/news/stories/2010/06/05/2919217.htm>; Patrick McMahon, *E-Waste Flooding*

- Landfills*, USA Today, Jan 21, 2002, <http://www.usatoday.com/news/nation/2002/01/22/usat-recycle.htm>.
- 87 Matthew Bennis, *Waste Solution Left to Rot as Landfill Capacity Runs Out*, SYDNEY MORNING HERALD (Mar. 21, 2010), <http://www.smh.com.au/environment/waste-solution-left-to-rot-as-landfill-capacity-runs-out-20100320-qn6z.html> (citing State Government of New South Wales, Public Review Landfill Capacity and Demand Report (2009), available at <http://www.planning.nsw.gov.au/LinkClick.aspx?fileticket=Xtm8jz6j7W1%3D&tabid=70&language=en-AU>).
- 88 *Id.*
- 89 *Id.*
- 90 Matthew Bennis, *Microchips, Recycling Ramped Up to Cut Waste*, SYDNEY MORNING HERALD (Mar. 21, 2010), <http://www.smh.com.au/environment/microchips-recycling-ramped-up-to-cut-waste-20100320-qn70.html>.
- 91 Bennis, *supra* note 87.
- 92 *Id.*
- 93 Bennis, *supra* note 90.
- 94 HERBERT GIRARDET, CITIES PEOPLE PLANET: URBAN DEVELOPMENT AND CLIMATE CHANGE 238 (2008).
- 95 YOSHIFUMI FUJII, SUCCESSFUL SOURCE SEPARATION IN ASIAN CITIES: LESSONS FROM JAPAN'S EXPERIENCE AND AN ACTION RESEARCH IN THAILAND (2008), <http://www.ide.go.jp/English/Publish/Download/Spot/pdf/30/002.pdf>.
- 96 CITY OF AALBORG, AALBORG COMMITMENTS-BASELINE REVIEW 19 (2005), http://www.aalborgplus10.dk/media/pdf2005/aalborg_commitments_engelsk.pdf.
- 97 Tjalfe G. Poulsen & Jens Aage Hansen, *Assessing the Impacts of Changes in Treatment Technology on Energy and Greenhouse Gas Balances for Organic Waste and Wastewater Treatment Using Historical Data*, 27 WASTE MGMT. & RESEARCH 861, 861-62 (2009).
- 98 *Id.*
- 99 *Id.*
- 100 See Tjalfe G. Poulsen, *Danish Eco City Proves Waste Management Can Reverse Greenhouse Trend*, SAGE, (Nov. 26, 2009), http://www.uk.sagepub.com/press/2009/november/26_november2.sp.
- 101 *Id.*
- 102 *Id.*
- 103 *Id.*
- 104 *Id.*
- 105 *Id.*
- 106 *Id.*
- 107 See *The Story of the Club of Rome*, THE CLUB OF ROME, <http://www.clubofrome.org/eng/about/4/> (last visited Oct. 21, 2010) (detailing the history of the Club of Rome and warning of the dangers of unrestrained growth of material consumption in a world of finite resources).
- 108 See THE HAGUE CENTRE FOR STRATEGIC STUDIES, SCARCITY OF MINERALS: A STRATEGIC SECURITY ISSUE 10-11 (2009), http://www.hcss.nl/en/download/1286/file/HCSS_Scarcity%20of%20Minerals.pdf.
- 109 Data from INSTITUT DER DEUTSCHEN WIRTSCHAFT, <http://www.idw-online.de> (last visited Oct. 30, 2010).
- 110 Interview with Martin Faulstich, Professor, Technical University of Munich, Sydney, Austl. (Mar. 28, 2010).
- 111 Lucy Siegle, *Is it Possible to Avoid Unsustainable Palm Oil?*, THE OBSERVER (Nov. 15, 2009), available at <http://www.guardian.co.uk/environment/2009/nov/15/lucy-siegle-sustainable-palm-oil>.
- 112 Paul-Marie Boulanger, *Three Strategies for Sustainable Consumption*, 3 SAPIENS No. 2, at 8-9 (2010), available at <http://sapiens.revues.org/index1022.html#tocto1n1>.
- 113 Interview with Martin Faulstich, Professor, Technical University of Munich, Sydney, Austl. (Mar. 28, 2010).
- 114 HERBERT GIRARDET, CITIES PEOPLE PLANET: URBAN DEVELOPMENT AND CLIMATE CHANGE 238 (2008).
- 115 Courtney A. Dahl, *Connecting Consumption with Environmental Impact: Waste Prevention and Pay as You Throw, a Collective Case Study in Sweden* (May 2010) (unpublished Masters thesis, Lund University Centre for Sustainability Studies), http://www.lumes.lu.se/database/alumni/08.10/Thesis/Dahl_Courtney_Thesis_2010.pdf.
- 116 OZHARVEST, <http://www.ozharvest.org.au> (last visited Oct. 30, 2010); see also *The National Waste Report 2010 Fact Sheet*, DEPT. OF SUSTAINABILITY, ENV'T, WATER, POPULATION AND COMMUNITIES, AUST. GOV'T., available at <http://www.environment.gov.au/settlements/waste/publications/pubs/fs-national-waste-report-2010.rtf>, (putting food waste at 7.6m metric tons out of 43.7m metric tons, or about 18 percent).
- 117 Interview with Iain Gulland, Dir., Zero Waste Scotland, in Sydney, Austl. (Sep. 14, 2010).
- 118 *The National Waste Report 2010 Fact Sheet*, *supra* note 116.
- 119 Interview with Vaughan Levitzke, Chief Exec. Officer, Zero Waste SA, Adelaide, Austl. (Oct. 28, 2010).
- 120 WILLIAM MCDONOUGH & MICHAEL BRAUNGART, CRADLE TO CRADLE: REMAKING THE WAY WE MAKE THINGS (2002).
- 121 William McDonough & Michael Braungart, *Cradle to Cradle: Adapting Production to Nature's Model*, in WORLDWATCH INST., STATE OF THE WORLD 2010: TRANSFORMING CULTURES: FROM CONSUMERISM TO SUSTAINABILITY 106 (2010).
- 122 POPULATION REFERENCE BUREAU, 2009 WORLD POPULATION DATA SHEET (2009), http://www.prb.org/pdf09/09wpds_eng.pdf.
- 123 *Curitiba, Brazil*, INT'L CT. FOR SUSTAINABLE CITIES, <http://sustainablecities.net/plusnetwork/plus-cities/curitiba-brazil> (last visited Oct. 29, 2010).
- 124 *Id.*
- 125 *Id.*
- 126 Bharati Chaturved, *Ragpickers: The Bottom Rung in the Waste Trade Ladder*, INT'L PLASTICS TASK FORCE, www.ecologycenter.org/iptf/Ragpickers/indexragpicker.html (last visited Oct. 30, 2010).
- 127 *The Human Scale of Recycling in India*, THE ARTBLOG (Apr. 2, 2009), <http://theartblog.org/2009/04/the-human-scale-of-recycling-in-india>.
- 128 Chaturved, *supra* note 126.
- 129 *Id.*
- 130 Amelia Gentleman, *Picking Up Trash by Hand, and Yearning for Dignity*, N.Y. TIMES, Sept. 27, 2007, <http://www.nytimes.com/2007/09/27/world/asia/27ragpickers>.

- html.
- 131 Chris Bonner, *Waste Pickers Without Frontiers* (Oct.-Nov. 2008), <http://www.wiego.org/papers/5334%20SALB%20Waste%20Pickers.pdf>.
- 132 Shrija Agrawal, *Multi-Billion Dollar Waste Management Companies to Emerge from India* (July 27 2010, 10:43:01 IST), VCCIRCLE, <http://www.vccircle.com/500/news/'multi-billion-dollar-waste-management-companies-emerge-india'>.
- 133 *Cairo, Egypt Statistics*, TOUR EGYPT, <http://www.touregypt.net/cairo/cairostatistics.htm> (last visited Nov. 15, 2010).
- 134 From: http://en.wikipedia.org/wiki/Manshiyat_naser (last visited Oct. 30, 2010).
- 135 *Id.*
- 136 See Claire A. Williams, *Cairo's Garbage City*, THE WIP (Mar. 10, 2007), http://www.thewip.net/contributors/2007/03/cairos_garbage_city.html.
- 137 Sarah Gauch, *Egypt Dumps 'Garbage People'*, CHRISTIAN SCI. MONITOR, Jan. 6, 2003, <http://www.csmonitor.com/2003/0106/p07s02-woaf.html>.
- 138 *Id.*
- 139 UNITED NATIONS HUMAN SETTLEMENTS PROGRAMME (UN-HABITAT), *supra* note 4.
- 140 Christer Berglund, *The Assessment of Households Recycling Costs: The Role of Personal Motives*, 56 ECOLOGICAL ECON. 560 (2006).
- 141 See *Daten und Fakten der Abfallwirtschaft in Deutschland*, BUNDESMINISTERIUM FÜR UMWELT, NATURSCHUTZ UND REAKTORSICHERHEIT, <http://www.bmu.de/abfallwirtschaft/doc/6497.php> (Sept. 2007) (providing data for the German recycling and waste management sector) (in German language).

Related web sites (all accessed 10 October 2010)

Web site on reusing building components: www.superuse.org
Web site more general informing about recycling: www.recyclicity.net
Web site with a focus on new production methods and material innovation: www.worldchanging.com
Web site on German recycling technologies: www.retech-germany.de
Web site of Ronnie Kahn (Australia) on OZHarvest (delivered 6 mill. meals to people in need, between 2004 and 2010) and the 'Love Food Hate Waste' campaign: www.ozharvest.org and www.lovefoodhatewaste.com
Web site for European CO2 emissions data: www.euCO2.eu
Web site of Blaine Brownell (USA) on new materials and recycling methods: www.transmaterial.net
Web sites of John Dee (Australia) on food waste and better shopping methods: www.dosomething.net and www.foodwise.com.au
Web site of Kit Strange (UK) on better resource recovery: www.resourcesnotwaste.org
Web site on reducing packaging: www.packagingcovenant.org.au